


<b>Test Report No</b>	<b>ELN22080222</b>	<b>QR Code (Test Report)</b>
<b>ULR No.</b>	TC576222000000412F	
<b>Page No.</b>	Page 1 of 6	
<b>Date of Receipt</b>	27.08.2022	
<b>Date(s) of Performance</b>	29.08.2022	
<b>Date of issue</b>	29.08.2022	
<b>Test Location</b>	At Lab	
<b>Name of Customer</b>	Leo Lights	
<b>Address of Customer</b>	Om Industrial Estate, Vadolgaon, Behind Gnp Galaxy Mall, Near Reliance Petrol Pump Ambernath(W)	
<b>Name of Manufacturer</b>	Leo Lights	
<b>Brand Name</b>	--	
<b>Name of Sample/ Model No./ Sample No.</b>	Street Light 50W Lens KEI/STL/003	
<b>Product Rating</b>	230Vac, 50Hz, 24W	
<b>No. of Sample Tested</b>	01	
<b>Sample Condition</b>	Good	
<b>Tested By</b>		
<b>Reviewed By</b>		
<b>Authorised By</b>		

**Declaration,**

1. The results of testing in this report apply only to the sample product/item, which was tested.
2. EAMP Laboratories has not participated in the sample selection.
3. This Test Report shall not be reproduced wholly or in part without the prior written approval of the EAMP Laboratories.
4. Client has to make arrangement for taking back the sample **within one week** after the issue of the test report. After this period EAMP Laboratories reserves the right to dispose the Item.

**Additional Info**

---



---



---

<b>Test Report No</b>	ELN22080222	
<b>ULR No.</b>	TC576222000000412F	
<b>Issue Date</b>	29.08.2022	Page 2 of 6

**Name of Test: Photometry Test Report**

<b>Applicable Test Standards or Test Methods</b>	IES LM79:2008 Cl No.9,10,11 &12
--	---------------------------------

<b>Test Discipline</b>	Photometry	<b>Test Group</b>	Luminaires
------------------------	------------	-------------------	------------

<b>Test Date(s)</b>	29.08.2022
---------------------	------------

**Equipment and Calibration Details**

Sr. No.	Name of Instruments	Lab ID No.	Due Date	Traceable to
1	Moving Mirror Type C Goniophotometer GMS 3000	EAMP-E-001	11.02.2023	CSIR-NPL, New Delhi
2	Spectroradiometer with Integrating Sphere SL 300	EAMP-E-006	11.02.2023	CSIR-NPL, New Delhi
3	Halolux Ceram Standard Lamp 230Vac, 150W E27	EAMP-SL-001	27.06.2023	ERDA, Vadodara
4	Spectral Standard Lamp 30Vdc, 6A E-27	EAMP-SL-002	27.06.2023	ERDA, Vadodara

<b>Statement of Conformity</b>	NA
--------------------------------	----

**Possible Test Case Verdicts**

<b>Test case does not applied to SUT</b>	NA
<b>Test case does meet the requirements</b>	P (Pass)
<b>Test case does not meet the requirements</b>	F (Fail)
<b>SUT</b>	Sample under Test

**Environmental Contions**

Ambient Temperature (°C)	Relative Humidity (%RH)	Air Pressure (hPa)
25.7°C	48.0%	--

**Marking Label:**

NA

<b>Test Report No</b>	ELN22080222	
<b>ULR No.</b>	TC576222000000412F	
<b>Issue Date</b>	29.08.2022	Page 3 of 6

**1.1. Test Details:**

<b>No. of Hours operated prior to measurement</b>	0 Hrs
<b>Total Operating time of product for measurement including stabilization</b>	Minutes
<b>Orientation (burning position) of SSL product during test</b>	Normal Burning Position
<b>Self-Absorption Factor</b>	1.1577
<b>Sphere Diameter</b>	1.5 mtr
<b>Coating Reflectance</b>	93%
<b>Sphere Geometry</b>	4 $\pi$
<b>Bandwidth of Spectrometer</b>	380 to 780nm
<b>Photometric Distance of Goniophotometer</b>	20.35m

Rated Electrical Values and Nominal CCT				
Voltage	Current	Power	Frequency	CCT
230VAC	0.24A	50W	50Hz	--
Light Source		Driver / Ballast		
Make/Specifications	Quantity	Make/Specifications	Quantity	
--	--	--	--	

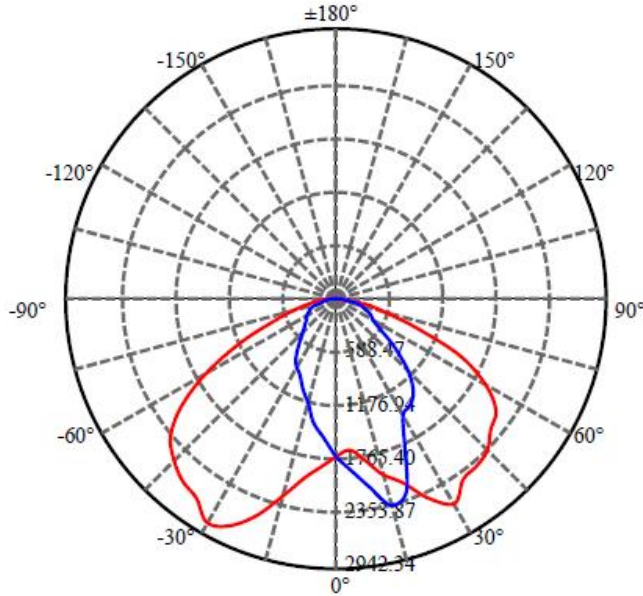
**1.2. Test Observation**

S. No	Parameters	Units	Results
<b>Electrical Parameters</b>			
1	Voltage	Vac	230.47
2	Current	A	0.208
3	Power	W	47.07
4	Power Factor		0.9833
5	Frequency	Hz	50
<b>Photometric Parameter</b>			
1	Luminous Flux	lm	5497.15
2	Luminous Efficacy	lm/W	116.79
3	Luminous Intensity (Maximum)	cd	2942.34
4	Luminous Intensity (Central)	cd	1727.87
5	Beam Angle	°	140.33
<b>Colorimetric Parameter</b>			
1	Correlated Color Temperature	K	6364
2	Color Rendering Index (Ra)		80.9
3	Chromaticity Coordinate (x)		0.3142
4	Chromaticity Coordinate (y)		0.3384

Test Report No	ELN22080222	
ULR No.	TC576222000000412F	
Issue Date	29.08.2022	Page 4 of 6

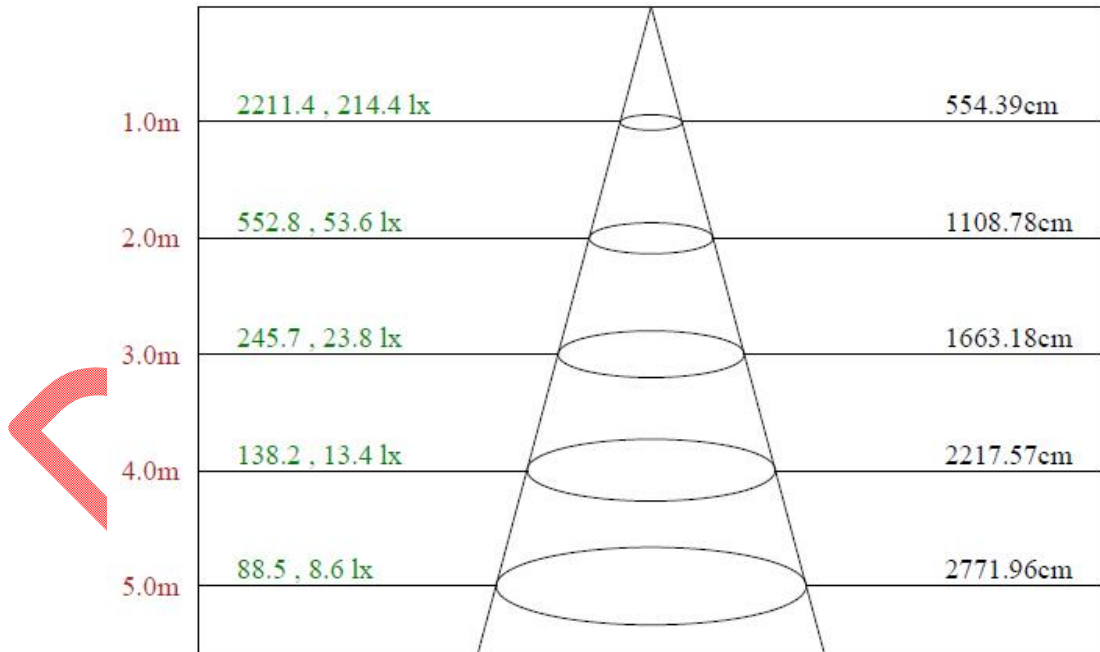
**Photometric Graphs**

**Light Distribution Curve**



Handwritten red signature or mark.

**Lux distance Curve**



Handwritten red mark.

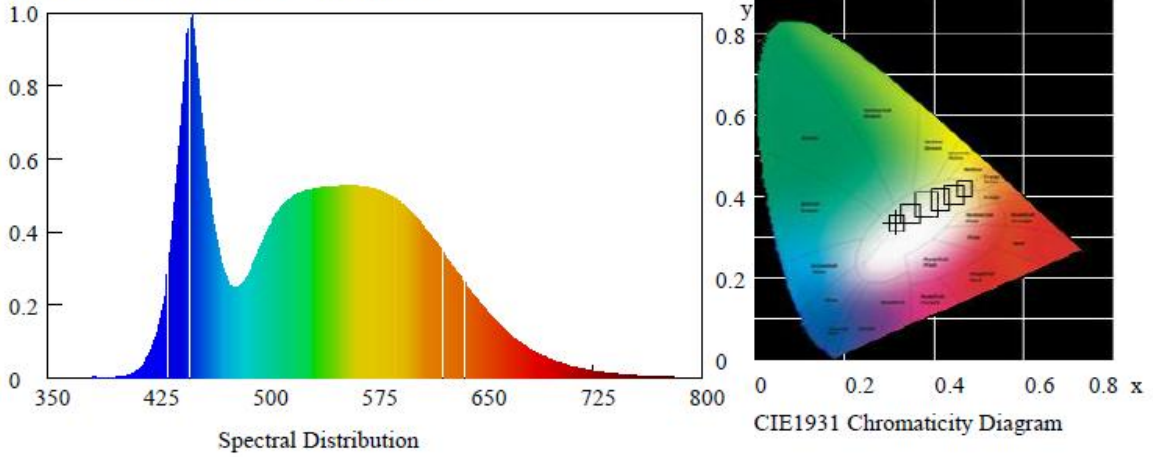
<b>Test Report No</b>	ELN22080222	
<b>ULR No.</b>	TC576222000000412F	
<b>Issue Date</b>	29.08.2022	Page 5 of 6

Intensity Data													
C/γ(°)	0.0	5.0	10.0	15.0	20.0	25.0	30.0	35.0	40.0	45.0	50.0	55.0	
0.0	1727.87	1655.25	1794.15	1988.60	2129.88	2407.28	2572.37	2409.26	2377.12	2339.02	2212.43	2132.66	
22.5	1727.87	1710.67	1895.90	2167.54	2369.18	2578.81	2515.60	2262.76	2209.55	2063.13	1868.30	1636.26	
45.0	1727.87	1773.17	1945.88	2288.06	2403.33	2276.73	1831.82	1703.61	1606.13	1462.55	1199.64	883.35	
67.5	1727.87	1831.74	1997.59	2323.13	2334.21	1908.50	1558.74	1469.66	1386.73	1195.43	922.85	637.54	
90.0	1727.87	1884.35	2082.02	2329.22	2236.00	1776.56	1465.28	1408.27	1323.79	1121.95	827.32	593.85	
112.5	1727.87	1908.30	2093.76	2270.82	2191.94	1929.28	1581.44	1443.39	1329.68	1134.57	873.59	626.87	
135.0	1727.87	1930.06	2125.32	2295.03	2505.01	2467.34	2043.06	1852.56	1659.47	1446.46	1216.14	925.20	
157.5	1727.87	1904.85	2095.33	2289.30	2665.04	2875.58	2794.50	2622.76	2450.15	2265.33	2030.82	1695.62	
180.0	1727.87	1843.36	1982.65	2202.50	2515.62	2731.90	2819.60	2646.97	2596.57	2491.41	2337.83	2054.48	
202.5	1727.87	1747.08	1763.88	1857.89	1990.72	2031.52	2019.52	1886.30	1679.47	1407.02	1062.97	778.52	
225.0	1727.87	1650.62	1558.40	1513.51	1500.16	1418.46	1273.26	1104.19	913.69	691.64	557.35	515.29	
247.5	1727.87	1574.34	1428.61	1269.74	1158.89	1041.49	924.08	810.77	662.17	503.30	457.32	433.10	
270.0	1727.87	1532.70	1364.57	1184.79	1060.78	918.04	844.38	754.49	610.92	493.56	428.22	396.18	
292.5	1727.87	1515.14	1335.56	1188.28	1098.07	974.71	897.92	803.52	676.38	542.95	459.87	423.37	
315.0	1727.87	1529.15	1420.48	1335.20	1247.74	1232.15	1168.51	1092.31	938.19	743.80	578.84	502.21	
337.5	1727.87	1577.49	1570.95	1592.75	1643.75	1701.28	1750.54	1685.16	1607.13	1425.80	1135.50	852.60	
360.0	1727.87	1655.25	1794.15	1988.60	2129.88	2407.28	2572.37	2409.26	2377.12	2339.02	2212.43	2132.66	
C/γ(°)	60.0	65.0	70.0	75.0	80.0	85.0	90.0	95.0	100.0	105.0	110.0	115.0	
0.0	1890.98	1480.64	946.88	565.11	314.30	113.50	16.27	2.78	1.98	1.98	2.38	3.17	
22.5	1377.02	1041.37	660.90	374.46	207.63	103.22	13.60	2.40	1.20	1.20	1.60	1.60	
45.0	603.06	438.04	364.02	284.74	195.36	94.64	12.54	2.02	1.21	1.21	0.81	0.81	
67.5	488.93	436.79	392.46	314.46	199.51	94.01	12.32	3.28	1.23	1.23	0.82	1.23	
90.0	476.50	421.15	364.55	250.11	106.12	51.60	9.57	3.33	0.83	0.83	0.83	0.83	
112.5	496.38	438.05	391.90	306.72	193.01	88.53	10.07	2.52	0.84	0.84	0.84	0.84	
135.0	650.28	484.46	387.05	294.83	194.39	87.45	11.26	1.30	0.87	1.30	1.30	1.30	
157.5	1324.67	945.45	605.02	346.97	195.28	85.43	10.03	1.31	1.31	1.74	1.74	2.18	
180.0	1639.77	1152.05	721.07	443.28	246.84	88.10	11.91	1.59	1.59	1.98	2.38	2.38	
202.5	600.90	496.08	402.46	296.45	186.03	82.01	7.20	1.20	1.20	1.60	2.40	2.40	
225.0	491.02	433.18	356.33	263.71	176.75	54.20	4.45	1.21	1.21	0.81	1.21	1.62	
247.5	410.11	373.98	320.62	236.46	142.45	55.01	2.05	1.23	0.82	0.82	0.82	0.82	
270.0	370.79	339.58	287.15	195.59	114.86	47.44	0.83	0.83	0.83	1.25	0.83	1.25	
292.5	395.67	361.27	310.92	234.97	142.24	55.39	1.68	1.26	1.26	1.26	0.84	1.26	
315.0	468.88	420.82	350.25	263.66	164.52	67.54	5.20	1.30	1.30	1.30	1.73	1.30	
337.5	626.38	509.99	419.76	315.15	205.74	99.82	9.15	1.74	1.74	1.74	1.74	2.18	
360.0	1890.98	1480.64	946.88	565.11	314.30	113.50	16.27	2.78	1.98	1.98	2.38	3.17	
C/γ(°)	120.0	125.0	130.0	135.0	140.0	145.0	150.0	155.0	160.0	165.0	170.0	175.0	180.0
0.0	3.17	3.57	3.97	3.97	4.37	4.37	4.37	4.37	4.37	3.97	3.97	3.97	4.37
22.5	2.00	2.40	2.80	3.20	3.20	3.20	3.20	3.20	3.60	3.20	3.20	3.60	3.60
45.0	1.21	1.21	1.21	1.62	2.02	2.02	2.43	2.43	2.83	2.83	3.24	3.24	4.45
67.5	0.82	0.82	1.23	1.23	1.23	1.64	2.05	2.05	2.46	2.87	3.28	3.69	3.69
90.0	0.83	0.83	0.83	1.25	1.25	1.66	2.08	2.08	2.50	2.91	2.91	3.75	4.16
112.5	0.84	0.84	1.26	1.26	1.26	2.10	1.68	2.10	2.52	2.94	2.94	3.78	3.78
135.0	1.30	1.30	1.73	2.16	2.16	2.60	2.60	3.03	3.03	3.46	3.46	3.90	4.33
157.5	2.18	2.62	3.05	3.49	3.49	3.49	3.49	3.49	3.49	3.49	3.49	3.92	4.36
180.0	2.78	3.17	3.17	3.57	3.57	3.57	3.57	3.57	3.57	3.17	3.57	3.17	4.37
202.5	2.80	3.20	3.20	3.60	4.00	4.00	3.60	4.00	3.60	3.60	3.60	3.60	3.60
225.0	2.02	2.43	2.43	2.83	3.24	3.24	3.64	3.64	3.64	3.64	3.64	3.64	4.45
247.5	1.23	1.64	2.05	2.46	2.87	3.28	3.28	3.69	3.69	3.69	3.69	3.69	3.69
270.0	1.25	1.25	1.66	2.08	2.50	2.91	3.33	3.75	3.75	3.75	3.75	3.75	4.16
292.5	1.26	1.68	2.10	2.10	2.52	2.94	3.36	3.78	3.78	3.78	3.78	3.78	3.78
315.0	1.73	2.16	2.60	3.03	3.03	3.46	3.46	3.90	3.90	3.90	3.90	3.90	4.33
337.5	2.62	3.05	3.49	3.92	3.92	4.36	4.36	3.92	3.92	3.92	3.92	3.92	4.36
360.0	3.17	3.57	3.97	3.97	4.37	4.37	4.37	4.37	4.37	3.97	3.97	3.97	4.37

Test Report No	ELN22080222	
ULR No.	TC576222000000412F	
Issue Date	29.08.2022	Page 6 of 6

**Colorimetric Graphs**

**Spectroradiometric Parameters**



**1.3.Conclusion: NA**

**1.4.Photographs:**



**\*\*\*\*End of Report\*\*\*\***